

# What to Know This Quarter

APRIL 2026 / QUARTER ONE

250 365 7227 · info@castlegar.ca · castlegar.ca

CASTLEGAR

## 2026 Utility Rates

As of January 1, 2026 the utility rates listed below are in effect.



### Metered Water Flat Rate

Single Family Residential	Multi-Family Residential	Industrial, Commercial & Institutional
\$113.73/quarter	\$87.21/quarter	\$102.36/quarter
Consumption Rate: \$0.86/cubic meter over 30 cubic meters per month	Consumption Rate: \$0.61/cubic meter all flows	Consumption Rate: \$0.61/cubic meter all flows



### Sewer Flat Rate

Single Family Residential	Multi-Family Residential	Industrial, Commercial & Institutional
\$110.43/quarter	\$73.62/quarter	\$147.21/quarter
Consumption Rate: \$0.59/cubic meter capped at 30 cubic meters/month from May to September	Consumption Rate: \$0.59/cubic meter capped at 25 cubic meters/month from May to September	Consumption Rate: \$0.59/cubic meter, less a 10% discount/month from May to September



### Residential Solid Waste Flat Rate

Garbage	Organics	Recycling
\$40.02/quarter	\$39.12/quarter	\$1.17/quarter

## Utility Payment Methods

### Pre-Authorized Debit:

The City will debit the full amount of your quarterly bill on the due date. Download and complete the agreement at [castlegar.ca/utility](http://castlegar.ca/utility).

**Online Banking:** Log in to online banking, add a payee, choose the City of Castlegar Utilities and enter your 13 digit utility number. Make an online bill payment.

### Your Financial Institution:

Take your utility bill to the bank and pay through a teller.

**City Hall:** Take your bill to the front desk Monday – Friday, from 8:30 a.m. – 4:30 p.m. and pay by cash, cheque or debit.

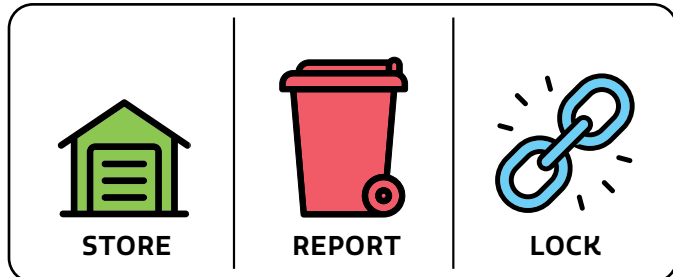
**Credit Card:** [castlegar.ca/pay-online](http://castlegar.ca/pay-online) Please note there is a user fee for transactions charged by OptionPay.

### Mail Cheque to City Hall:

Please include the top portion of your utility bill.

# Keep Wildlife Out of Waste Carts and Green Spaces

## Manage Waste Carts



### Store Carts Properly

Store carts in a secure locked building between collection. Businesses need to secure outdoor grease bins. On your scheduled collection day, place your carts or bins at the curb between 4 a.m. and 7 a.m., not the night before as this attracts wildlife. Fines may be issued for carts or bins placed on the curb outside this window.

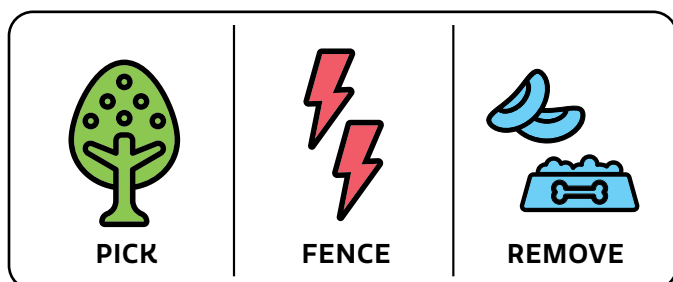
### Report Damaged Carts

If your cart/clips are damaged, contact the City.

### Lock Cart Clips


Carts left outside must have both clips locked and be chained to a strong post or tree between collection. Lock and secure outdoor freezers too!

## Manage Attractants



- ▶ Pick all domestic fruit and nuts as they ripen.
- ▶ Install electric fencing.
- ▶ Remove bird seed and feeders until winter.
- ▶ Feed pets inside. Store pet food inside.
- ▶ Clean BBQs/grills after each use.

## Reduce Odours



### Freeze Smelly Food Items

Freeze smelly food items (meat, bones, rotten fruit, etc.). Add them to your organics cart on your collection day.

### Remove Excess Waste

Take excess garbage and yard waste to the Ootischenia Landfill, 671 Columbia Road. Yard waste is accepted year-round for a fee but is free during the months of May and October. More details at [rdck.ca](http://rdck.ca).

### Clean Your Carts Regularly

Rinse your bin with a garden hose and clean with an environmentally-friendly soap, or half cup of white vinegar and water. Pour soapy water onto grass or gravel, not outdoor drains.

### Line The Bottom of Your Cart

Line the bottom of your cart with newspaper, a paper bag or yard waste to absorb excess moisture and prevent food from sticking to the bottom. Add ¼ cup baking soda and ¼ cup of Borax to absorb odours. Spraying your cart lid with an ammonia based cleaner acts as a deterrent to bears.